

2019 European Parliament Election: London Region

London-wide result

Turnout SINCE 2014
41.3% +1.2%









Vote share

PARTY	VOTE %	SINCE 2014
LIB DEM	27.2%	+20.5%
LABOUR	24%	-12.7%
BREXIT PARTY	17.9%	+17.9%
GREEN	12.4%	+3.5%
CONSERVATIVE	7.9%	-14.6%
CHANGE UK	5.3%	+5.3%
UKIP	2.1%	-14.8%

Seat allocation

PARTY	SEATS	SINCE 2014
LIB DEM	10	+3
LABOUR	8	-2
BREXIT PARTY	10	+2
GREEN	0	N/C
CONSERVATIVE	0	-2
CHANGE UK	0	N/C
UKIP	0	-1

London MEPs elected in 2019

 Irina von Wiese Liberal Democrat	 Seb Dance Labour
 Dinesh Dhamija Liberal Democrat	 Ben Habib Brexit Party
 Luisa Porritt Liberal Democrat	 Lance Forman (Anisfield) Brexit Party
 Claude Moraes Labour	 Scott Ainslie Green

Leading party by council

The map below shows which party received the highest vote share in each of London's 32 Boroughs and the City of London.

