



SPECIAL BRIEFING: LONDON MAYORAL AND ASSEMBLY ELECTION RESULTS 2016

7 May 2016

 **Straight
Honest**



Khan storms into City Hall

Robert Gordon Clark
Executive Chairman

Sadiq Khan has been elected as Mayor of London with a comprehensive 57%-43% victory over Conservative Zac Goldsmith after second preference votes. He also returned the biggest ever first preference vote (1,148,716) for a mayoral candidate against the highest ever mayoral election turnout (45.6%).

For Khan, the uber-campaigner who managed Labour's success in London local elections in 2014 and in the capital's 73 seats at the General Election last year, this is the pinnacle of his electoral achievements to date and confirmation should anyone need it that London is now a solidly left leaning city and one at ease with electing a first Muslim Mayor.

Meanwhile the race for third was as tight as predicted with the Green Party's Sian Berry repeating the party's third place of 2012 with 6% of first preference votes, narrowly ahead of the Lib Dems' Caroline Pidgeon on 5%. UKIP's Peter Whittle was fifth with 4% followed by Sophie Walker of the Women's Equality Party on 2%.

Khan's energy and enthusiasm for the mayoralty was evident right from the start of Labour's selection contest where he overcame frontrunner Tessa Jowell. Hustings victory then morphed seamlessly into a mayoral campaign where he was much quicker than Goldsmith in activating party supporters and hitting the streets and airwaves with his vision for London. He also zoomed in on parts of the capital and communities where predecessor Ken Livingstone struggled in 2008 and 2012. This paid dividends with strong showings in Merton & Wandsworth in particular, almost doubling the vote that Ken Livingstone got there in 2012.

Khan was also clever in managing to avoid the tag of "Corbyn's man" something that the Tories had highlighted as a potential vote loser for the Tooting MP. Interestingly there was only one occasion where Corbyn was seen on the trail with Khan throughout the whole election campaign.



Khan storms into City Hall...continued...

Robert Gordon Clark
Executive Chairman

For Goldsmith and the Conservatives the inquest will now begin. It is easy to forget that Goldsmith was actually the bookies' favourite to beat Khan last August but he allowed his campaign to be viewed as divisive and overly negative with too much focus on Sadiq's alleged platform sharing with extremists and very little promotion of the environment and air quality, policy areas where he arguably had a natural advantage from his background as editor of the Ecologist magazine.

However Goldsmith's first preference vote share of 35% was in line with the core Conservative performance at local, general, mayoral and assembly elections in London over the past 10 years, although this was never going to be enough to beat Khan. And the result was of course a very clear reminder of how Boris charmed London in 2008 and 2012, outperforming the Tory core vote by over 10%, as a very different sort of politician able to win significant votes from outside the traditional party base.

Attention will now turn to the Mayor's power of patronage and the raft of appointments that Khan will be making at City Hall in the coming days and weeks. Sadiq spent the campaign stressing that he had not promised any jobs to anyone and although there are many names we expect to be important in his administration, it will be fascinating to see how he structures his team and who is appointed into which positions. It is clear that Sadiq will want to stamp his authority across the GLA quickly and he will also need to find a way of working with a Conservative government that is likely to be reluctant to open the purse strings to a Labour Mayor.

We will of course be monitoring developments as they play out and I do hope you find the information on the following pages informative and insightful.

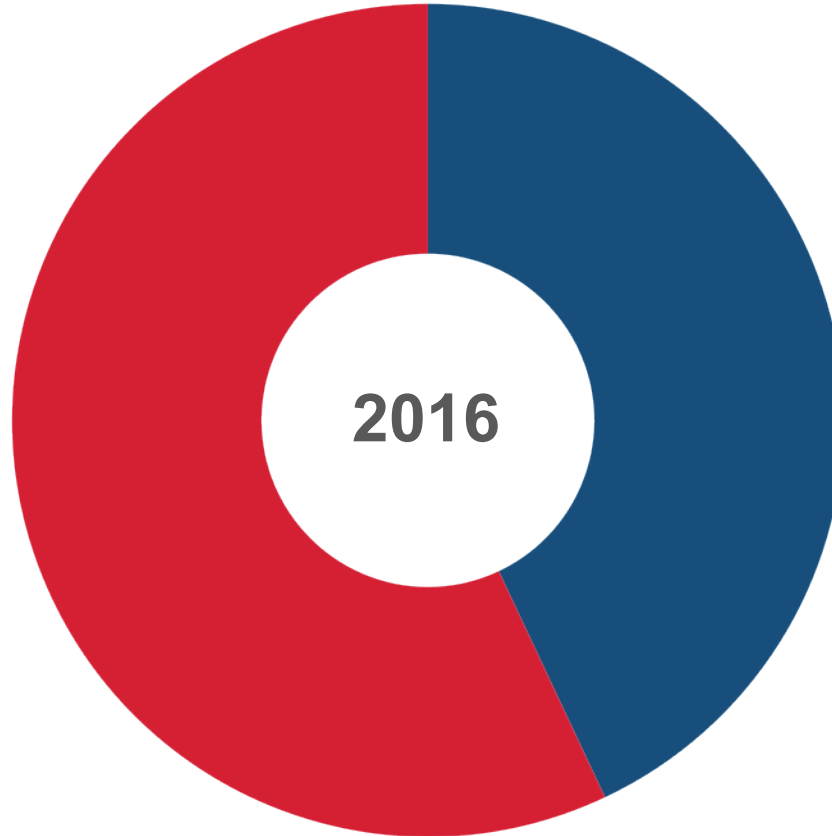
We will also be publishing more analysis and commentary on the Mayoral and Assembly election results in the next edition of **LDN – London in Short** which will be published towards the end of next week.

Head-to-head final result



Sadiq Khan
Labour

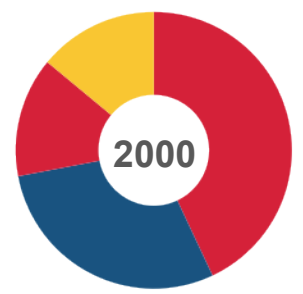
57%
1,310,143
**(1,148,716 first
preference votes)**



Zac Goldsmith
Conservative

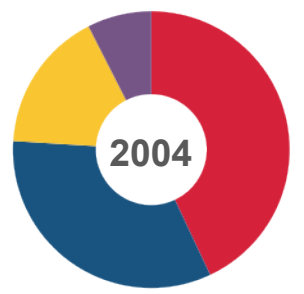
43%
994,614
**(909,755 first
preference votes)**

Five Mayoral elections (first preferences only)



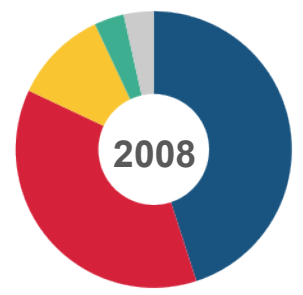
2000

Ken Livingstone
Steve Norris
Frank Dobson
Susan Kramer



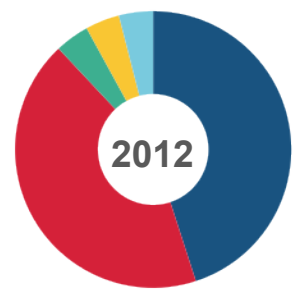
2004

Ken Livingstone
Steve Norris
Simon Hughes
Frank Maloney



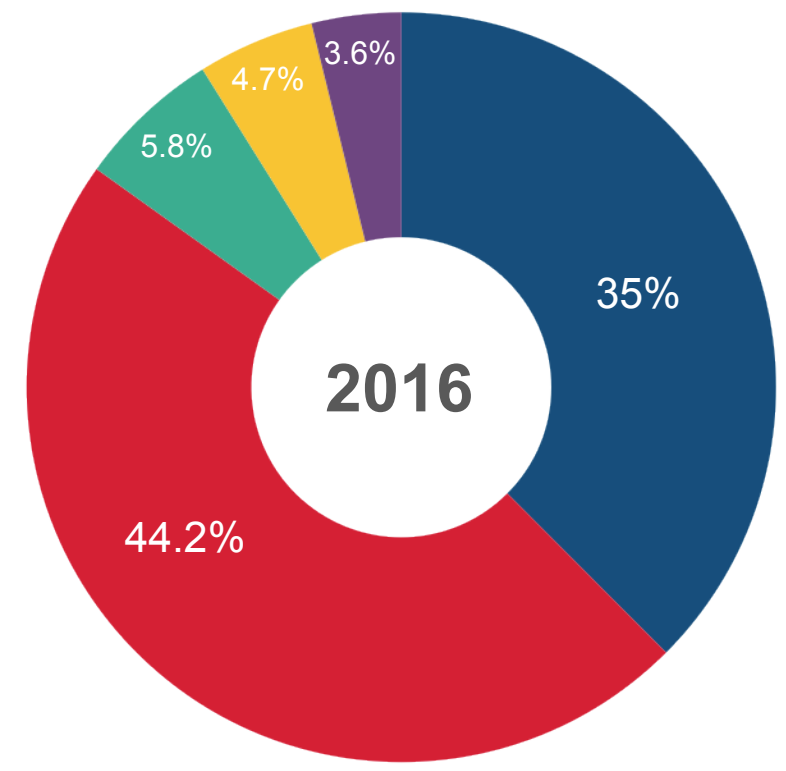
2008

Boris Johnson
Ken Livingstone
Brian Paddick
Sian Berry
Richard Barnbrook



2012

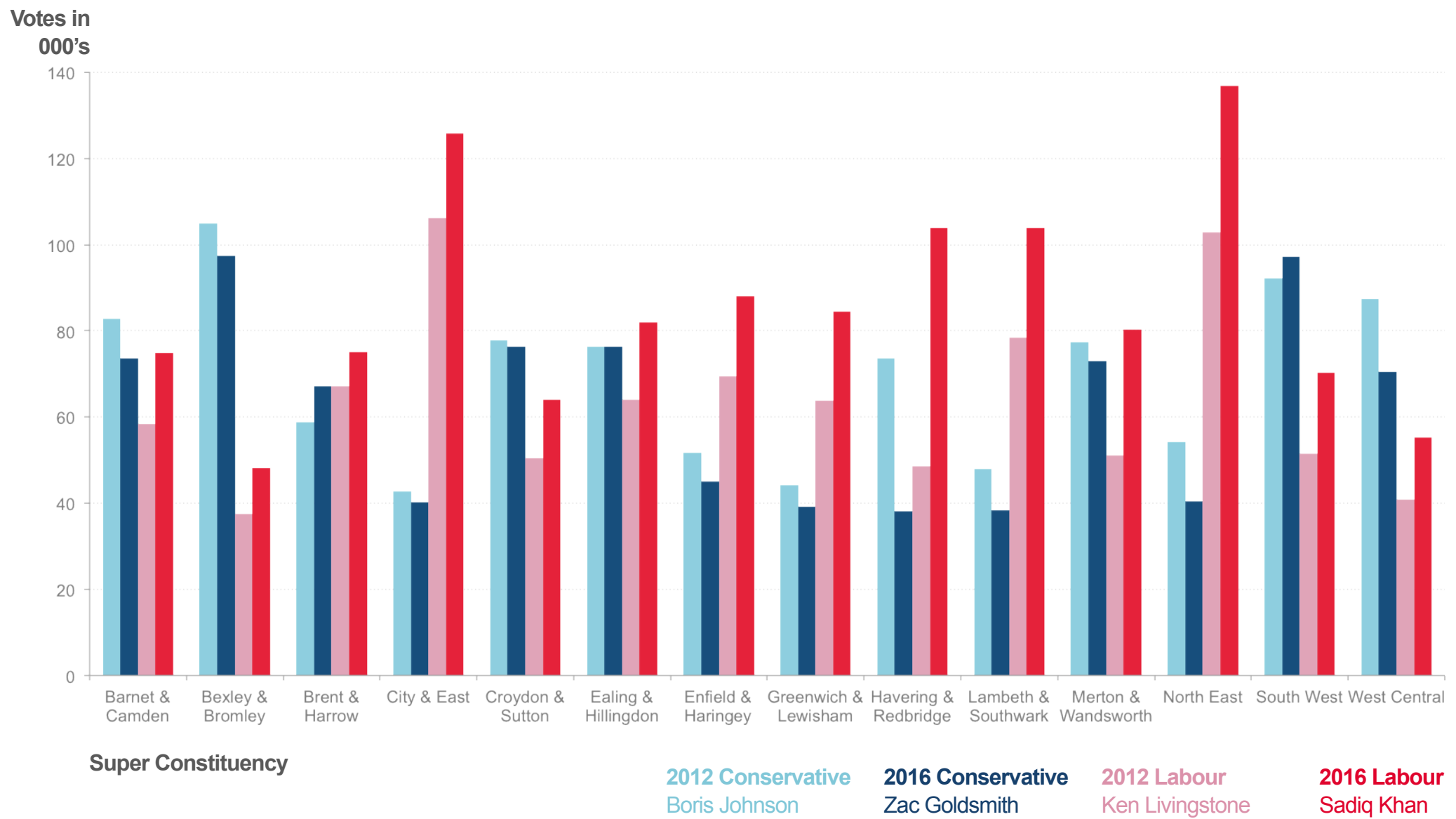
Boris Johnson
Ken Livingstone
Jenny Jones
Brian Paddick
Siobhan Benita



2016

Zac Goldsmith
Sadiq Khan
Sian Berry
Caroline Pidgeon
Peter Whittle

Mayoral votes in the super-constituencies 2012/2016





The new London Assembly

Jenna Goldberg
Director

Labour will return to City Hall next week holding both the Mayoralty and as the lead party on the Assembly – the first time one party has controlled both since 2008.

Of the 25 seats on the Assembly, Labour hold 12, the same as in 2012. Labour gained one super-constituency seat in Merton & Wandsworth, where Wandsworth councillor Leonie Cooper turned a 10,000 vote deficit into a 4,300 vote majority, but as a result the Party gained one less super-constituency seat. Labour now hold nine of the Assembly's 14 super-constituency seats and the Sadiq factor clearly played to Labour's advantage as they increased their majority in six of their eight existing super-constituencies, some by a significant margin. Jennette Arnold returned a record-breaking 134,000 votes in North East while new Assembly Member Unmesh Desai got close to that in City & East. South of the river Len Duvall was returned for a fifth straight term in Greenwich & Lewisham whilst Lambeth & Southwark elected new AM Florence Eshalomi, a sitting Lambeth Labour councillor. Labour lost votes in both Barnet & Camden and Brent & Harrow, both areas with a large Jewish population where the party's recent anti-Semitism issues probably had an impact.

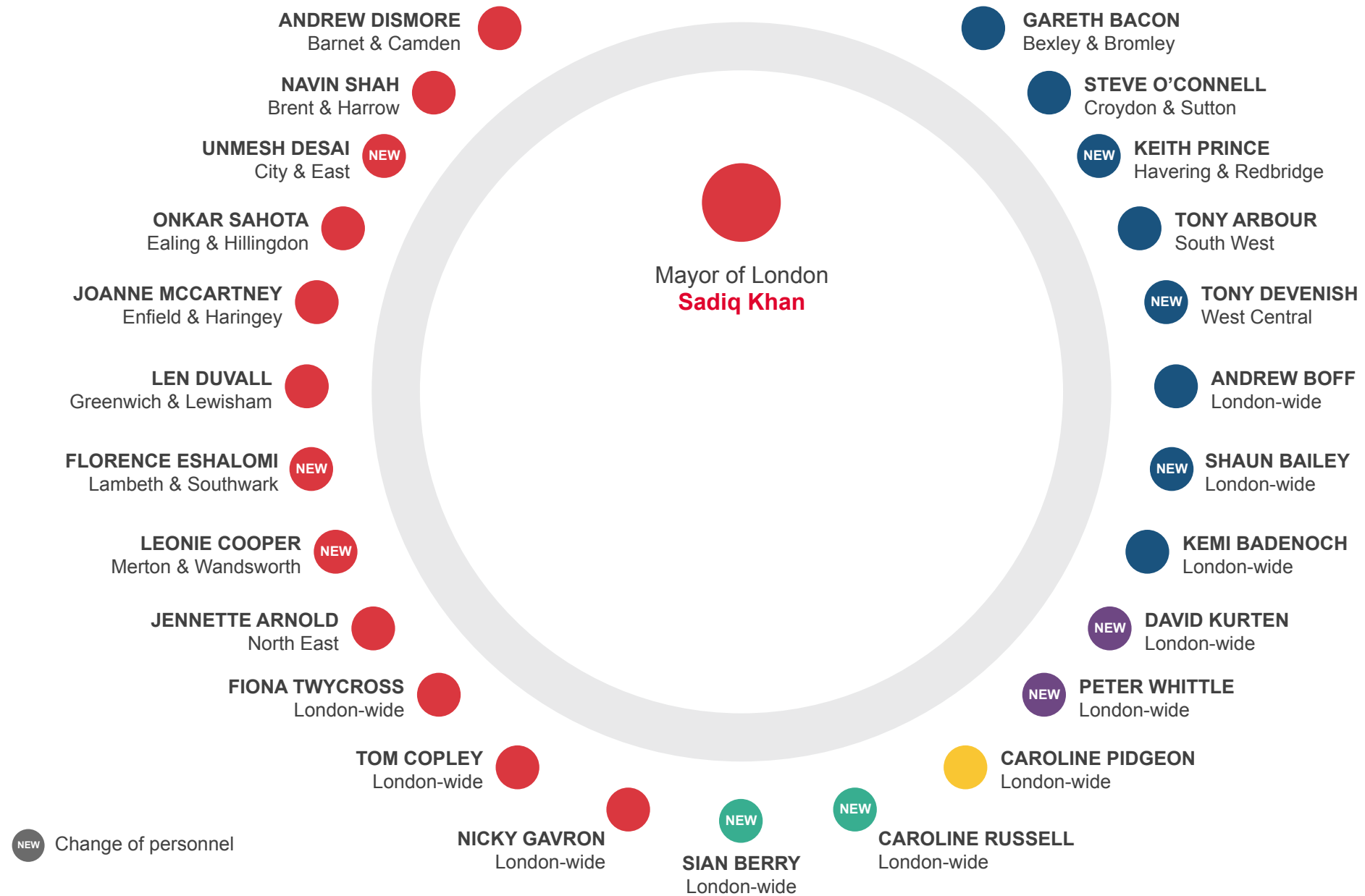
Although there was only one change of political control in the 14 super-constituencies, there are five new constituency AMs. There are also five new London-wide Assembly Members so 10 of the 25 person London Assembly will be serving for the first time. Shaun Bailey (Con, London-wide) is perhaps the most notable of these. He was the unsuccessful Conservative candidate for Hammersmith in the 2010 general election and was widely touted as a Tory to watch.

The Liberal Democrat decline in London continued on the London Assembly, with the Party reduced from two down to just a single seat for their Mayoral candidate Caroline Pidgeon. Two other Mayoral candidates also made it into the Assembly – the Green's Sian Berry and UKIP's Peter Whittle. The other Green seat went to Islington councillor Caroline Russell whilst UKIP gained two seats, repeating their feat from 2004. Sophie Walker, the Women's Equality Party leader came close to a seat after a very effective campaign.

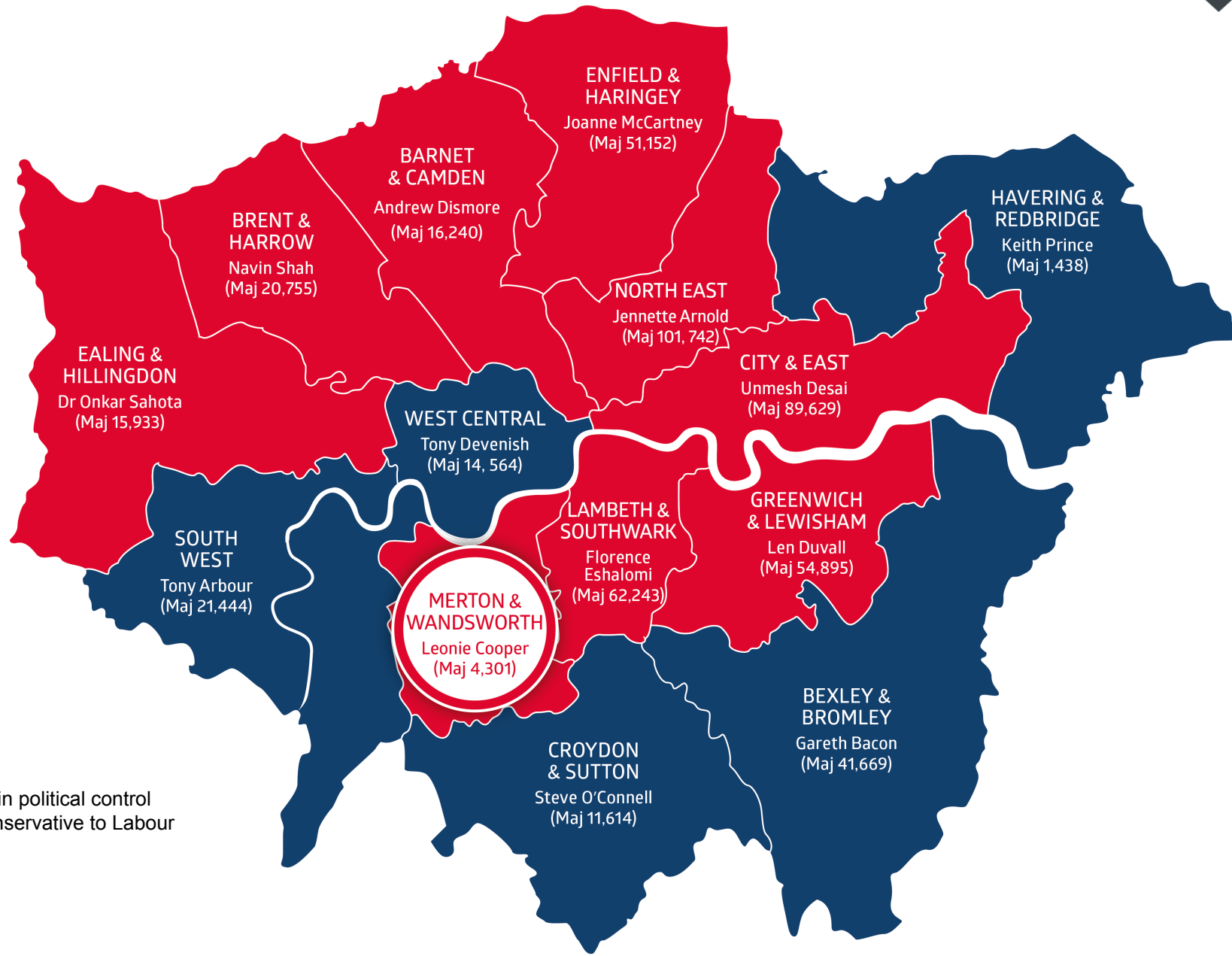
The first meeting of the new London Assembly will take place a week today, with the Chair, Deputy Chair and new Committee Structure to be agreed. We will be watching.


Party	2004	2008	2012	2016	Change from 2012
Labour	7	8	12	12	-
Conservative	9	11	9	8	-1
Liberal Democrat	5	3	2	1	-1
Green Party	2	2	2	2	-
UKIP	2	0	0	2	+2
Other	0	1	0	0	-
Total	25	25	25	25	

The new London Assembly



London Assembly super-constituencies result



 Change in political control from Conservative to Labour

Sources: LCA

London Assembly London-wide top up results

The highlighted members have been elected from their party lists.



Fiona Twycross (e)

Tom Copley (e)

Nicky Gavron (e)

Murad Qureshi

Alison Moore

Preston Tabois

Feryal Demirci

Mike Katz

Emily Brothers

Bevan Powell

Sara Hyde



Kemi Badenoch (e)

Andrew Boff (e)

Shaun Bailey (e)

Susan Hall

Amandeep Bhogal

Joanne Labane

Antonia Cox

Joy Morrissey

Timothy Barnes

Gregory Stafford

Kishan Devani



Caroline Pidgeon (e)

Emily Davey

Merlene Emerson

Rob Blackie

Zack Polanski

Dawn Barnes

Annabel Mullin

Marisha Ray

Adrian Hyrylainen-Trett

Pauline Pearce

Ben Mathis



Sian Berry (e)

Caroline Russell (e)

Shahrar Ali

Jonathan Bartley

Noel Lynch

Rashid Nix

Dee Searle

Benali Hamdache

Andrea Carey-Fuller

Rosemary

Warrington

Peter Underwood



Peter Whittle (e)

David Kurten (e)

Lawrence Webb

Peter Harris

Neville Watson

Piers Wauchope

Afzal Akram

Elizabeth Jones

Tariq Saeed

Freddy Vachha

Peter Staveley

(e) Elected to a London-wide seat



The UK political picture

Chris Madel
Board Director

Outside the capital there was little change in party representation across English councils but some quite significant comings and goings in Scotland and Wales with no one party now controlling either of the devolved authorities. This has made the overall 5 May election results a very mixed picture for the parties.

In England Labour didn't do quite as badly as projections had suggested (experts had said they could lose 150+ seats) but equally the party did not make the gains necessary at this point in the electoral cycle to translate into success at a general election, and disaffected Labour MPs were quick to highlight this. As at 1am on Saturday, Labour was down 24 seats overall but held some key southern councils including Crawley, Exeter and Southampton – places where many thought a Corbyn-led Labour party would alienate voters. Labour also comfortably held the two parliamentary by-elections in Ogmore and Sheffield Brightside & Hillsborough and mayoralties in Liverpool and Salford although the party lost Dudley to no overall control and saw the Tories take control of Peterborough.

For the Conservatives there was only a net loss of 35 council seats in England and they missed out on several target local authorities, notably Nuneaton, and lost overall control in Worcester. The Tory high point was undoubtedly their performance in Scotland where they gained 16 seats and took second place from Labour (the first time Labour has come third in any election in Scotland since 1910) who had a terrible night and lost 13 MSPs. The SNP matched expectations and are now the lead party for a third consecutive term. They did though lose six MSPs and fell short of an overall majority so are likely to need the support of the six Green MSPs.

Over in Wales, the polls were pretty accurate with Labour remaining the biggest party but losing their majority of one seat. Plaid Cymru gained the iconic Rhondda seat through party leader Leanne Wood and beat the Tories to second place. The big surprise was UKIP gaining seven seats, its first ever Welsh AMs in a region that has always veered to being more europhile than eurosceptic.

Will this swing to UKIP have an impact on the EU referendum in six weeks' time?



The UK political picture...continued...

Chris Madel
Board Director

For the Lib Dems there were signs of a small resurgence with councillor gains in parts of England where they had been strong pre-2010 as well as an ok result in Scotland with two gains from the SNPs.

So what do all these results mean for the two main party leaders? The Prime Minister would have ideally wanted more gains in England but having led a governing party for over six years, a par performance is a good result. Cameron can also point to Scotland as a clear sign that his Tory 'one-nation' message is breaking through and the party reaching outside its traditional base. Jeremy Corbyn will be mildly relieved that Labour held on to most of its seats but he will be very concerned about the state of the party in Scotland and his critics will continue to point to his lack of appeal in much of the country.

But overall and when combined with a comfortable win for Sadiq Khan in London, these are likely to stave off any sort of leadership challenge for the time being.

The next big test is of course the Brexit vote on 23 June, but the implications of this result are more significant for Cameron than Corbyn.

Local Election results in England (as at 1am on Saturday 7 May)

Party	Seats	Councils
Labour	1,280 (-24)	57 (-1)
Conservative	753 (-35)	30 (no change)
Liberal Democrat	341 (+39)	4 (+1)
UKIP	58 (+26)	0 (no change)
No overall control	n/a	23 (no change)

The changes shown compare the 2016 election results to those in 2012)

8th Floor, Berkshire House, 168-173 High Holborn, London WC1V 7AA
020 7612 8480 | www.londoncommunications.co.uk

If you know anyone else within your organisation who would like to receive these briefings please do let us know. Alternatively, if you would rather not be sent this document then please also let us know. We would welcome your views on the content. If you have any comments, please contact Chris Madel on 020 7612 8489.

This briefing paper is published for general information only. Its contents should not be used as a basis for entering into any commitments without seeking qualified professional advice. Facts have been rigorously checked but London Communications Agency can take no responsibility for any damage or loss suffered as a result of any inadvertent inaccuracy or incorrectness contained in this document.