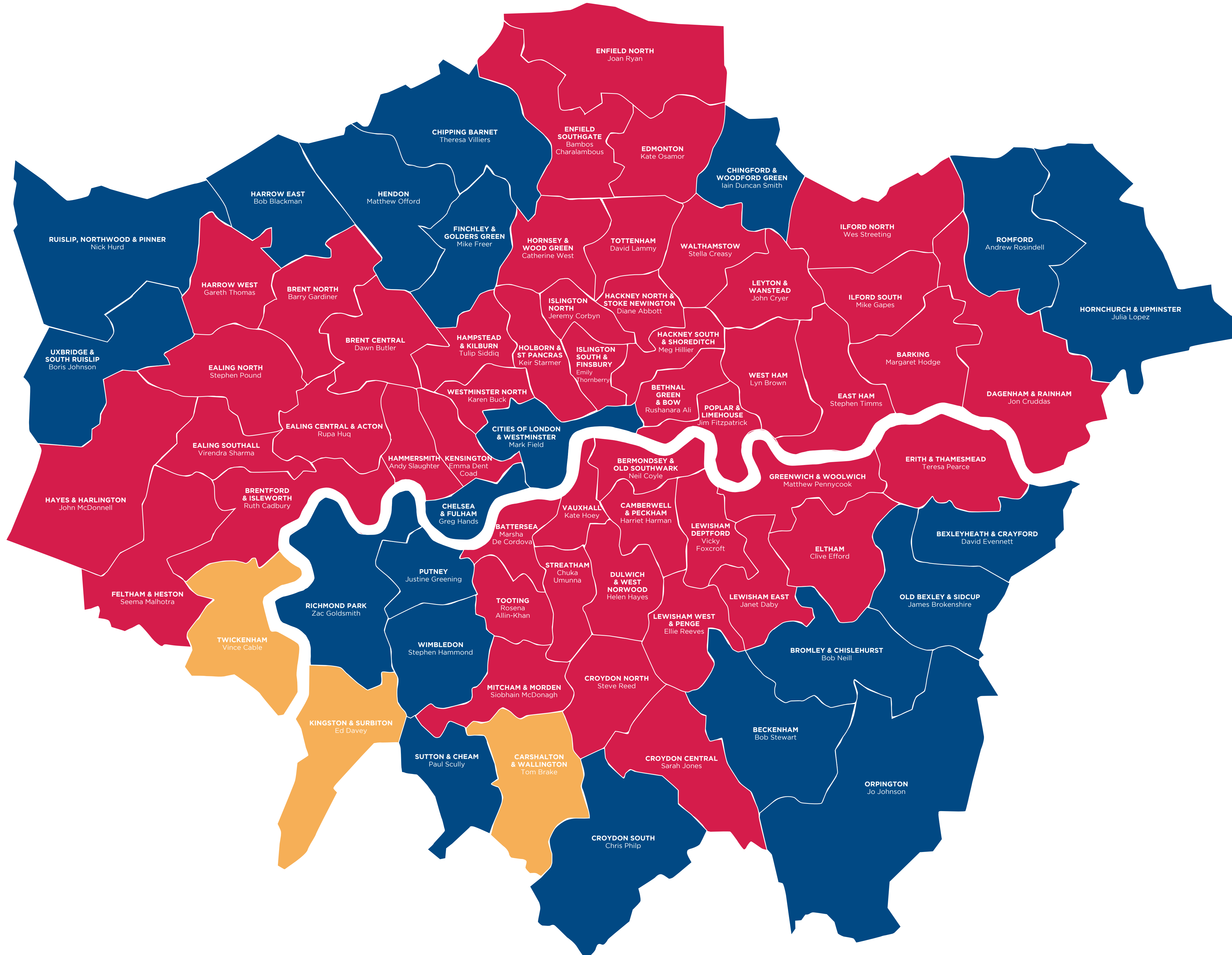


LONDON'S POLITICAL MAP 2018

This map shows the political control of the capital's 73 constituencies following the 2017 General Election and as of July 2018. On the other side is a map of the 33 London boroughs and details of the Mayor of London and London Assembly Members.

LONDON COMMUNICATIONS AGENCY

LONDON COUNCILS



LONDON MEPs

LUCY ANDERSON	Labour
GERARD BATTEN	UKIP
SEB DANCE	Labour
MARY HONEYBALL	Labour
SYED KAMALL	Conservative
JEAN LAMBERT	Green
CLAUDE MORAES	Labour
CHARLES TANNOCK	Conservative

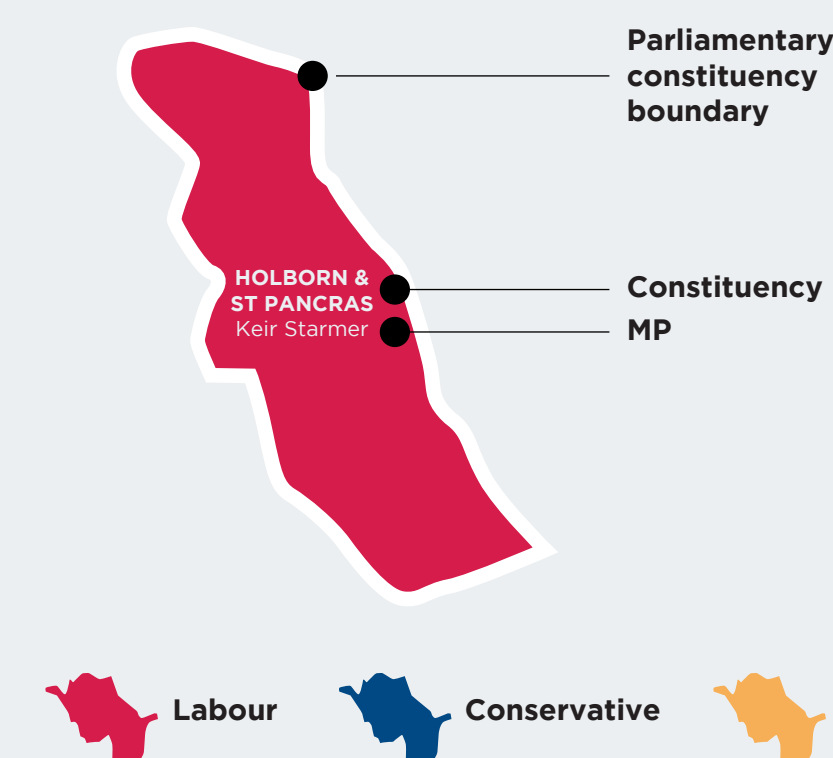
APPG FOR LONDON OFFICERS

BOB NEILL (Co-Chair)	Conservative
STEVE REED (Co-Chair)	Labour (Co-op)
CATHERINE WEST (Secretary)	Labour
PAUL SCULLY (Treasurer)	Conservative

POLITICAL PARTY BREAKDOWN OF MPs

	1997	2001	2005	2010	2015	2017
LABOUR	57	55	44	38	45	49
CONSERVATIVE	11	13	21	28	27	21
LIBERAL DEMOCRAT	6	6	8	7	1	3
RESPECT	0	0	1	0	0	0

KEY



CONSTITUENCY MP (PARTY) MAJORITY

CONSTITUENCY	MP (PARTY)	MAJORITY
Barking	Margaret Hodge (Lab)	21,608
Battersea	Marsha De Cordova (Lab)	2,416
Beckenham	Bob Stewart (Con)	15,087
Bermondsey & Old Southwark	Neil Coyle (Lab)	12,972
Bethnal Green & Bow	Rushanara Ali (Lab)	35,393
Bexleyheath & Crayford	David Evennett (Con)	9,073
Brent Central	Dawn Butler (Lab)	27,997
Brent North	Barry Gardiner (Lab)	17,061
Brentford & Isleworth	Ruth Cadbury (Lab)	12,182
Bromley & Chislehurst	Bob Neil (Con)	9,590
Camberwell & Peckham	Harriet Harman (Lab)	37,316
Carshalton & Wallington	Tom Brake (Lib Dem)	13,397
Chelsea & Fulham	Greg Hands (Con)	8,188
Chingford & Woodford Green	Iain Duncan Smith (Con)	2,438
Chipping Barnet	Theresa Villiers (Con)	353
Cities of London & Westminster	Mark Field (Con)	3,148
Croydon Central	Sarah Jones (Lab)	5,652
Croydon North	Steve Reed (Lab [Co-op])	32,365
Croydon South	Chris Philp (Con)	14,066
Dagenham & Rainham	Jon Cruddas (Lab)	4,652
Dulwich & West Norwood	Helen Hayes (Lab)	28,156
Ealing Central & Acton	Rupa Huq (Lab)	13,807
Ealing North	Stephen Pound (Lab)	19,693
Ealing Southall	Virendra Sharma (Lab)	22,090
East Ham	Stephen Timms (Lab)	39,883
Edmonton	Kate Osamor (Lab [Co-op])	21,115
Eltham	Clive Efford (Lab)	6,296
Enfield North	Joan Ryan (Lab)	10,247
Enfield Southgate	Bambos Charalambous (Lab)	4,355
Erith & Thamesmead	Teresa Pearce (Lab)	10,014
Feltham & Heston	Seema Malhotra (Lab [Co-op])	15,603
Finchley & Golders Green	Mike Freer (Con)	1,657
Greenwich & Woolwich	Matthew Pennycook (Lab)	20,714
Hackney North & Stoke Newington	Diane Abbott (Lab)	35,139
Hackney South & Shoreditch	Meg Hillier (Lab [Co-op])	37,931
Hammersmith	Andy Slaughter (Lab)	18,651
Hampstead & Kilburn	Tulip Siddiq (Lab)	15,560
Harrow East	Bob Blackman (Con)	1,757
Harrow West	Gareth Thomas (Lab [Co-op])	13,314
Hayes & Harlington	John McDonnell (Lab)	18,115
Hendon	Matthew Offord (Con)	1,072
Holborn & St Pancras	Keir Starmer (Lab)	30,509
Hornchurch & Upminster	Julia Lopez (Con)	17,723
Hornsey & Wood Green	Catherine West (Lab)	30,738
Ilford North	Wes Streeting (Lab)	9,639
Ilford South	Mike Gapes (Lab [Co-op])	31,647
Islington North	Jeremy Corbyn (Lab)	33,215
Islington South & Finsbury	Emily Thornberry (Lab)	20,263
Kingston	Emma Dent Coad (Lab)	20
Kingston & Surbiton	Ed Davey (Lib Dem)	4,124
Lewisham Deptford	Vicky Foxcroft (Lab)	34,899
Lewisham East	Janet Daby (Lab)	5,629
Lewisham West & Penge	Ellie Reeves (Lab)	23,162
Leyton & Wanstead	John Cryer (Lab)	22,607
Mitcham & Morden	Siobhain McDonagh (Lab)	21,375
Old Bexley & Sidcup	James Brokenshire (Con)	15,466
Orpington	Jo Johnson (Con)	19,461
Poplar & Limehouse	Jim Fitzpatrick (Lab)	27,712
Putney	Justine Greening (Con)	1,554
Richmond Park	Zac Goldsmith (Con)	45
Romford	Andrew Rosindell (Con)	13,778
Ruislip, Northwood & Pinner	Nick Hurd (Con)	13,980
Siratham	Chuka Umunna (Lab)	26,285
Sutton & Cheam	Paul Scully (Con)	12,698
Tooting	Rosena Allin-Khan (Lab)	15,458
Tottenham	David Lammy (Lab)	34,584
Twickenham	Vince Cable (Lib Dem)	9,762
Uxbridge & South Ruislip	Boris Johnson (Lab)	5,034
Yauxhall	Kate Hoey (Lab)	20,250
Walthamstow	Stella Creasy (Lab [Co-op])	32,017
West Ham	Lyn Brown (Lab)	36,754
Westminster North	Karen Buck (Lab)	11,512
Wimbledon	Stephen Hammond (Con)	5,622

LONDON COMMUNICATIONS AGENCY

8th Floor
Berkshire House
168-173 High Holborn
London
WC1V 7AA
020 7612 8480
londoncommunications.co.uk | @LDNComms
LCA is an intelligence-led PR company that gets it right.
Consultation & Planning Permission | Placemaking & Media Relations | Corporate & Public Affairs | Design for Print & Digital

London Councils
59½ Southwark Street
London SE1 0AL
020 7934 9999
londoncouncils.gov.uk | @londoncouncils
London Councils is the voice of local government in the capital.

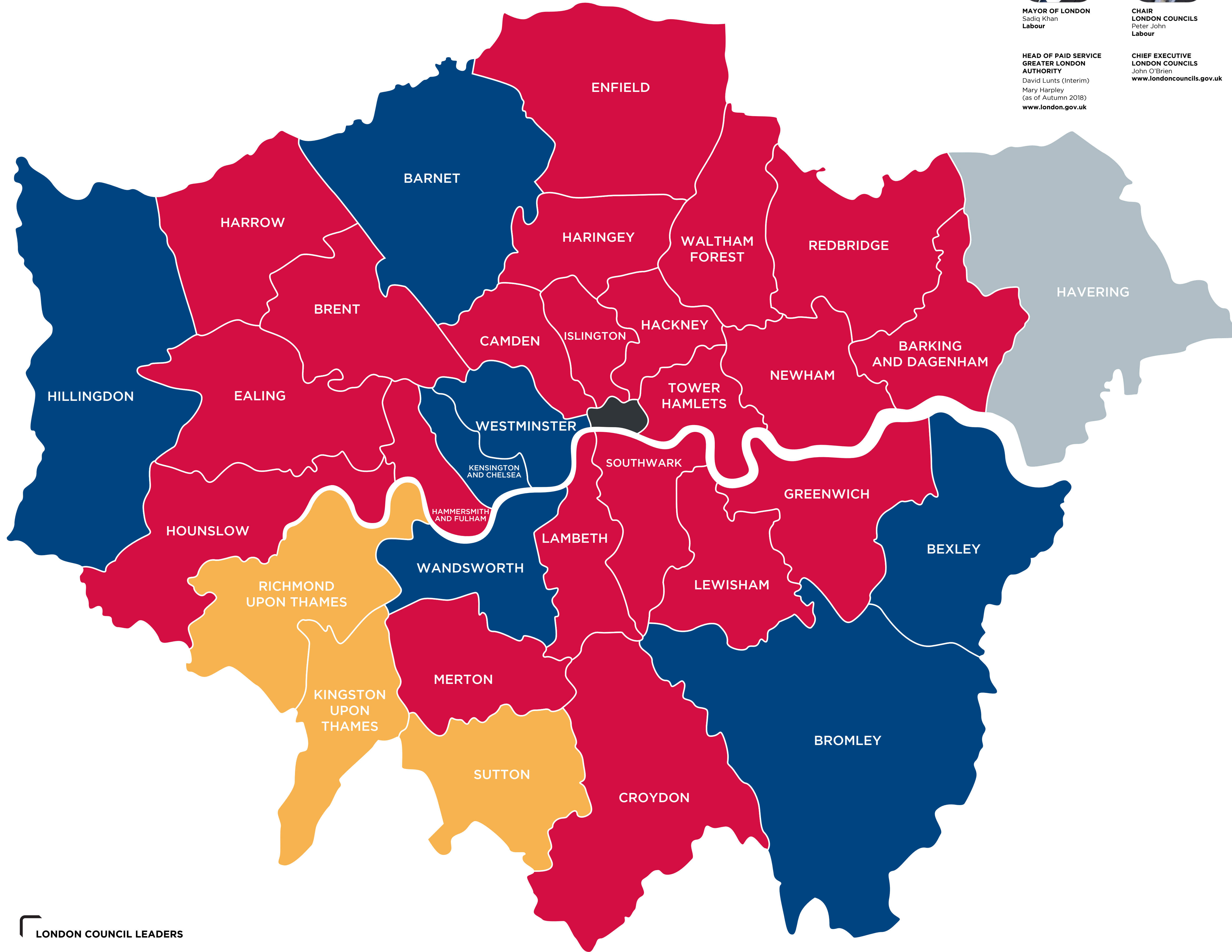
July 2018
This map has been published for general information only. Its contents should not be used as a basis for entering into any commitments without seeking qualified professional advice. Facts and figures have been rigorously checked but London Communications Agency and London Councils can take no responsibility for any damage or loss suffered as a result of any inadvertent error or omission contained in this document.

LONDON'S POLITICAL MAP 2018

This map shows the political control of London's boroughs as of July 2018. The Mayor of London and the 25 London Assembly Members are also listed. On the other side are the 73 London MPs.

LONDON COMMUNICATIONS AGENCY

LONDON COUNCILS



MAYOR OF LONDON
Sadiq Khan
Labour



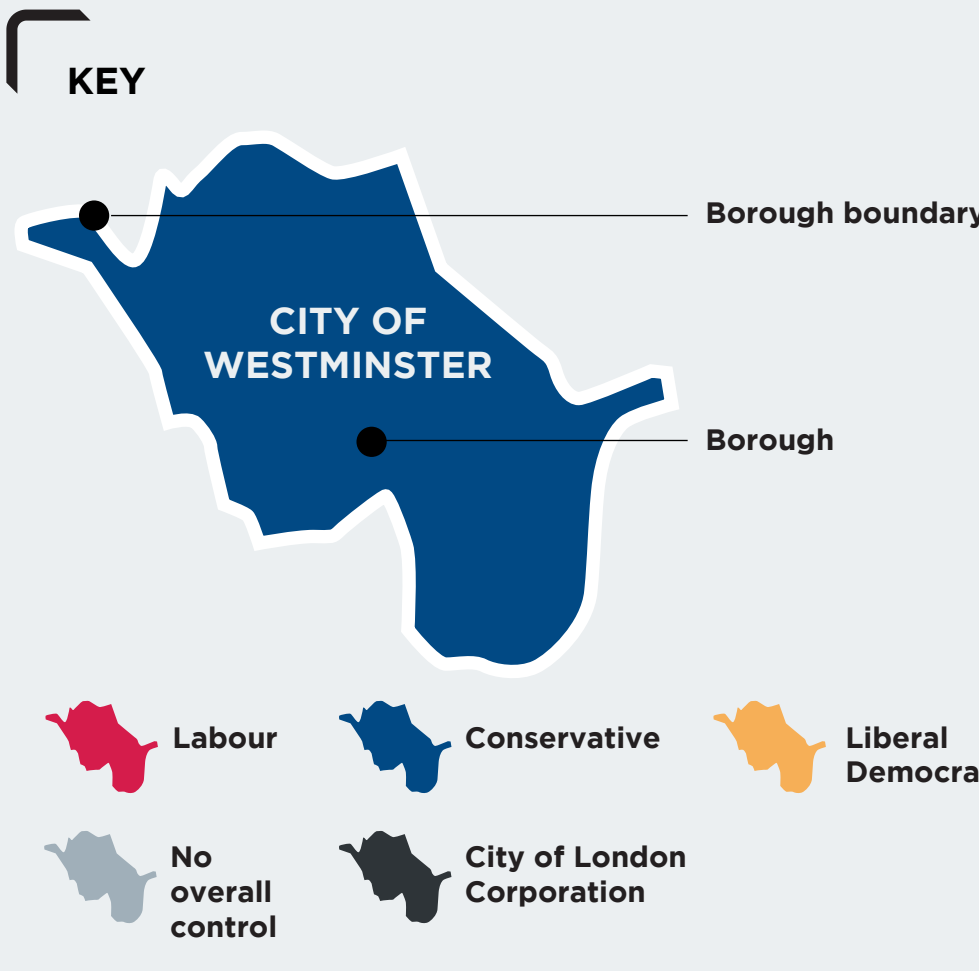
CHAIR LONDON COUNCILS
Peter John
Labour

HEAD OF PAID SERVICE GREATER LONDON AUTHORITY
David Lunts (Interim)
Mary Harpley (as of Autumn 2018)
www.london.gov.uk

CHIEF EXECUTIVE LONDON COUNCILS
John O'Brien
www.londoncouncils.gov.uk

BOROUGH POLITICAL CONTROL

	2002	2006	2010	2014	2018
LABOUR	15	8	17	20	21
CONSERVATIVE	8	14	11	9	7
LIBERAL DEMOCRAT	3	3	2	1	3
TOWER HAMLETS FIRST	0	0	0	1	0
NO OVERALL CONTROL	6	7	2	1	1



LONDON COUNCIL LEADERS

Barking & Dagenham Labour	Barnet Conservative	Bexley Conservative	Brent Labour	Bromley Conservative	Camden Labour	City of London None	Croydon Labour	Ealing Labour	Enfield Labour	Greenwich Labour
Hackney Labour	Hammersmith & Fulham Labour	Haringey Labour	Harrow Labour	Havering Conservative	Hillingdon Conservative	Hounslow Labour	Islington Labour	Kensington & Chelsea Conservative	Kingston upon Thames Lib Dem	Lambeth Labour
Lewisham Labour	Merton Labour	Newham Labour	Redbridge Labour	Richmond upon Thames Lib Dem	Southwark Labour	Sutton Lib Dem	Tower Hamlets Labour	Waltham Forest Labour	Wandsworth Conservative	Westminster Conservative

LONDONWIDE ASSEMBLY MEMBERS

FIONA TWYGCROSS Labour	TOM COPLEY Labour	NICKY GAVRON Labour
ANDREW BOFF Conservative	SHAUN BAILEY Conservative	SUSAN HALL Conservative
SIAN BERRY Green	CAROLINE RUSSELL Green	PETER WHITTLE UKIP
DAVID KURTEN UKIP	CAROLINE PIDGEON Liberal Democrats	

LONDON ASSEMBLY - POLITICAL COMPOSITION

	2004	2008	2012	2016
LABOUR	7	8	12	12
CONSERVATIVE	9	11	9	8
LIBERAL DEMOCRAT	5	3	2	1
GREEN PARTY	2	2	2	2
UKIP	2	0	0	2
BNP	0	1	0	0

SUPER-CONSTITUENCY ASSEMBLY MEMBERS

ANDREW DISMORE Labour Barnet & Camden	GARETH BACON Conservative Bexley & Bromley	NAVIN SHAH Labour Brent & Harrow
UNMESH DESAI Labour City & East	STEVE O'CONNELL Conservative Croydon & Sutton	ONKAR SAHOTA Labour Ealing & Hillingdon
JOANNE MCCARTNEY Labour Enfield & Haringey	LEN DUVAL Labour Greenwich & Lewisham	KEITH PRINCE Conservative Havering & Redbridge
FLORENCE ESHALOMI Labour Lambeth & Southwark	LEONIE COOPER Labour Merton & Wandsworth	JEMMETTE ARNOLD Labour North East
TONY ARBOUR Conservative South West	TONY DEVENISH Conservative West Central	

LONDON COMMUNICATIONS AGENCY

8th Floor
Berkshire House
168-173 High Holborn
London
WC1V 7AA
020 7612 8480

londoncommunications.co.uk | @LDNComms

LCA is an intelligence-led PR company that gets it right.
Consultation & Planning Permission | Placemaking & Media Relations | Corporate & Public Affairs | Design for Print & Digital

London Councils
59½ Southwark Street
London SE1 0AL
020 7934 9999

LONDON COUNCILS

londoncouncils.gov.uk | @londoncouncils

London Councils is the voice of local government in the capital.

July 2018
This map has been published for general information only. Its contents should not be used as a basis for entering into any commitments without seeking qualified professional advice. Facts and figures have been rigorously checked but London Communications Agency and London Councils can take no responsibility for any damage or loss suffered as a result of any inadvertent error or omission contained in this document.