



---

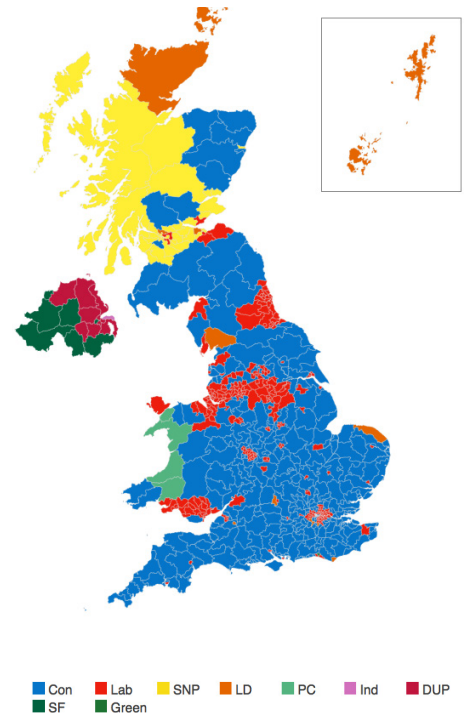
**WHAT HAPPENED IN LONDON?**  
A General Election Results Day Briefing  
9 JUNE 2017

# LABOUR CONFOUND EXPECTATIONS

Theresa May's snap election gamble has backfired spectacularly. Just four weeks ago the Conservatives had a 20 point lead in the polls and were on course to gain a majority of close to 100.

But after a campaign mired in criticism and controversy the party lost 12 seats and the ability to form a government without the help of other parties. As of Friday afternoon May seems to have made an agreement with the Democrat Unionist Party but the situation is far from clear and there is every chance that we will have another election in the near future, and very possibly a Conservative leadership challenge too. Meanwhile, Corbyn looks very safe as Labour leader, who would have thought we would be saying that just a few weeks ago? Labour exceeded most if not all expectations. The Corbyn campaign gathered momentum in the last three weeks and undoubtedly energised a huge section of the electorate and younger voters in particular (72% of 18-24 year olds voted according to unconfirmed early reports on an average turnout of 68.7%).

High profile party figures who had openly criticised Corbyn in the past have been quick to rally round and offer their congratulations. Without doubt this result was a huge surprise, and in the same realm as the 2015 General Election result, the Brexit vote and the Trump victory. In last week's pre-election briefing we did hint at the small possibility of a hung parliament following the YouGov poll that showed the parties neck and neck, but we can't claim to have actually expected this outcome and the results in London show yet another surge to Labour – strengthening an already Labour dominated city. This results day briefing sets out the initial national picture and focuses in on the headline stories in London. We have also prepared the new London political map. As we learn more over the next few days we will include further analysis in our regular LDN – London in short so do look out for it in your inboxes.



The New Political Map of the UK. Source: BBC  
See page 4 for full numerical breakdown

# THE RETURN OF TWO PARTY POLITICS

---

For now, we have another hung parliament and a very confused electoral picture across the UK. However there is undoubtedly a marked return to two party politics; the combined Conservative-Labour vote share was over 82%; more than any election since 1970 and a clear indication of the deep polarisation across the country and a squeeze of the smaller parties.

The Conservatives polled 43%, up 6% on Cameron's 2015 performance, but the campaign's focus on gaining seats in the north and the west midlands clearly didn't pay off. In fact several commentators, notably George Osborne, have noted that the party wrongly ignored its core southern seats, several of which ended up going to Labour. The Tories also presumed it would pick up the lion's share of the electorate in Vote Leave areas from voters who had previously assigned their support to UKIP. In fact, Labour did well from the collapse of the anti-EU party. And whilst no big Tory names lost their seats (although Home Secretary Amber Rudd only survived by 346 votes), six Conservative ministers were defeated, notably Ben Gummer, the main author of the party's much-derided election manifesto, and in London Battersea's

Jane Ellison and Croydon Central's Garvin Barwell. The one bright spot in a very dark night for the Tories was in Scotland where they gained 10 seats and took out SNP big beasts Alex Salmond and Angus Robertson. The Scottish Tory leader Ruth Davidson is undoubtedly one of the stars of the election, positioning the fight north of the border squarely as a vote on holding a second referendum. For Labour, Corbyn confounded his critics and wasn't the electoral liability that many within his own party thought. The party's detailed manifesto and commitment to investment in public services very clearly resonated and usurped the very thin 'strong and stable' narrative from May. His 'humble and human' touch also compared favourably to perceptions of the PM as cold and distant.

Labour broke the 40% vote share mark for the first time since 2001 and made gains across all parts of England, particularly in student dominated towns and cities, Wales and, perhaps most surprisingly, Scotland. This was markedly different from the bad results for Labour in council elections just five weeks ago in all these regions. For the Liberal Democrats the results were disappointing. They did win back four seats in Scotland and have re-established their foothold in South West London (see page 8) but didn't return any MPs in South West England bar Bath, a strongly Remain constituency, and witnessed their former leader Nick Clegg defeated in Sheffield Hallam. The Lib Dem's actual vote share declined by 0.5% demonstrating that the party's road to recovery is still to be built.

The failure of the Lib Dems means that the SNP remain Britain's third largest party despite a loss of 21 seats, shared between the Lib Dems, Labour and the Conservatives. They remain the biggest party in Scotland with 34 constituencies but a second referendum now seems like a long way off. The result does of course mean that everyone is suddenly interested in the DUP who now prop up the new Conservative Government. Reportedly, the pro-Leave party's primary point of negotiation is that there be 'no special deal' for Northern Ireland as part of the Brexit deal – they want out with no extra concessions. One final note. In 1997 Blair's New Labour polled 43% of the national vote and won 419 seats and a landslide victory. In 2017 Theresa May polled the same share of vote and won 100 less. The failure to sort out a boundary change deal during the coalition years with the Lib Dems has been part of the reason for this result.

	SEATS	+/-	VOTE SHARE %	+/- %
<b>Conservative</b>	318	-13	42.4	+5.5
<b>Labour</b>	262	+30	40.0	+9.5
<b>SNP</b>	35	-21	3.0	-1.7
<b>Lib Dem</b>	12	+4	7.4	-0.5
<b>Dem Unionist</b>	10	+2	0.9	+0.3
<b>Sinn Fein</b>	7	+3	0.7	+0.2
<b>Plaid Cymru</b>	4	+1	0.5	-0.1
<b>Green</b>	1	0	1.6	-2.1
<b>UKIP</b>	0	-1	1.8	-10.8
<b>Social Democratic &amp; Labour</b>	0	-3	0.3	0.0
<b>Ulster Unionist</b>	0	-2	0.3	-0.1
<b>Alliance Party</b>	0	0	0.2	0.0
<b>The Yorkshire</b>	0	0	0.1	0.0
<b>National Health Action</b>	0	0	0.1	0.0
<b>Christian Peoples Alliance</b>	0	0	0.0	0.0
<b>BNP</b>	0	0	0.0	0.0
<b>Monster Raving Loony</b>	0	0	0.0	0.0
<b>Women's Equality</b>	0	0	0.0	0.0
<b>Pirate</b>	0	0	0.0	0.0
<b>English Democrats</b>	0	0	0.0	0.0
<b>Workers Revolutionary</b>	0	0	0.0	0.0
<b>Social Democratic</b>	0	0	0.0	0.0
<b>Others</b>	1	0	0.6	+0.3

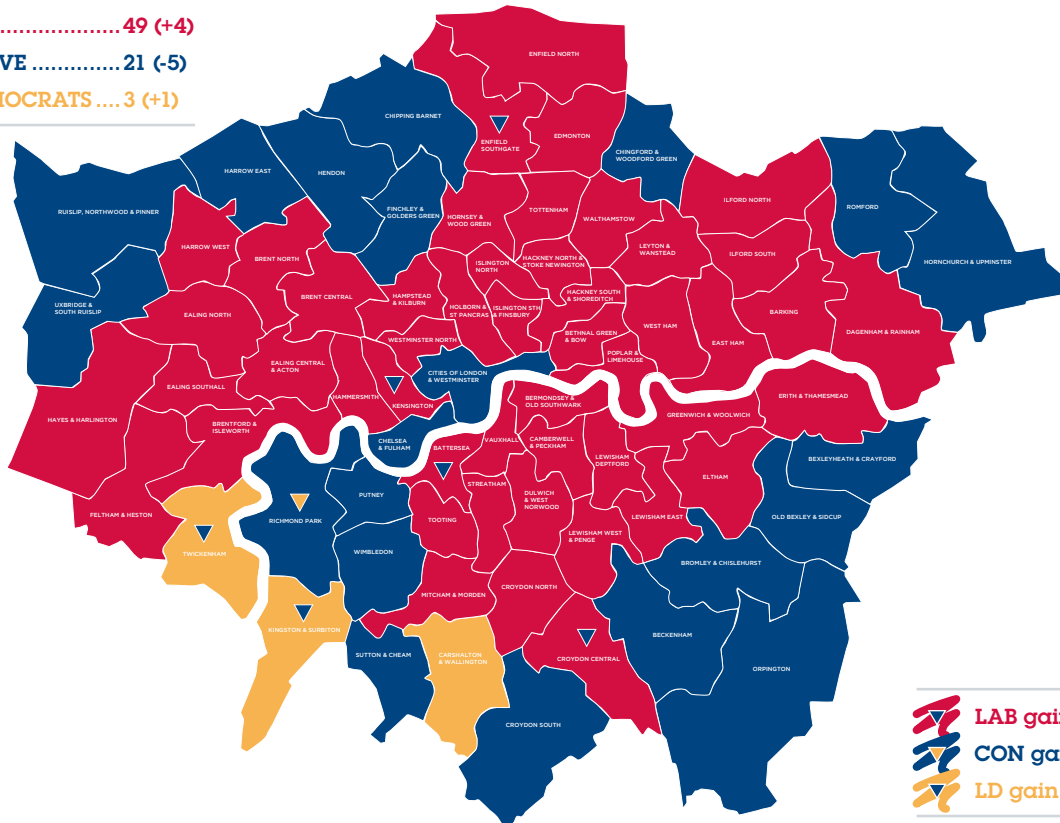
The full General Election results

# THE NEW PARLIAMENTARY MAP OF LONDON

**LABOUR.....49 (+4)**

**CONSERVATIVE .....21 (-5)**

**LIBERAL DEMOCRATS ....3 (+1)**



# HOW DID THE PARTIES PERFORM IN THE CAPITAL?

Throughout our pre-election analysis, our speculation was focused on three questions.

**1**

**CAN THE CONSERVATIVES BECOME THE LARGEST PARTY IN LONDON?**

**1**

We always knew that making significant gains in the capital was a tough ask for the Tories; over the last 10-15 years their vote share here has plateaued around 35% (except for when Boris was involved). London's leftie tendencies plus its concentration of Remain voters has made it an awkward customer for Theresa May's party. They lost six seats – Battersea, Croydon Central, Enfield Southgate and most surprisingly Kensington to Labour, Kingston and Twickenham to the Lib Dems – but gained one with Zac Goldsmith just managing to get his old seat back from Lib Dem Sarah Olney in Richmond Park. Even in the 20 seats where they held, there are some tough numbers for them to digest. In Chipping Barnet, incumbent Tory Theresa Villiers saw her 7,656 majority slashed to just 353 with a 11.5% swing to Labour. Next door, in Finchley and Golders Green, Mike Freer (Con) has seen his majority go from a fairly healthy 5,662 to just 1,657. Together, these results will be making the Conservative administration of Barnet Council, who

have a majority of just one seat, very worried indeed about next year's local election. There are similar patterns across the capital with swings to Labour of around 10% or more in the Conservative seats of Putney, Uxbridge and even Chelsea and Fulham. The loss of Battersea and its 8,000 seat majority will sting. There is little doubt that Labour winner Marsha de Cordova, a Lambeth councillor, benefited from her rival's decision to vote to trigger Article 50 despite representing a 75% Remain constituency, up-ending the general consensus that gentrification of this seat in the last 10 years had made this beyond Labour's reach. Wandsworth Council has been a long standing Tory borough, but the last three local elections have seen Labour make consistent inroads.

**2**

**CAN LABOUR CONTINUE TO BUCK THE NATIONAL TREND IN THE CAPITAL?**

**2**

Labour has gained four seats in London, up from an already high watermark (although still short of their all-time high of 53 seats in 1997).

**3**

**COULD THERE BE LIB DEM SURGE?**



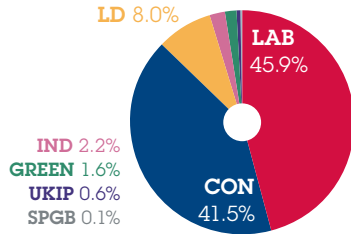
The party would have expected to do well in the capital but perhaps not quite this well; it's not so much the gains that are surprising, though they are certainly the cherry on the cake, but rather all the places where they held on convincingly. Wes Streeting in Ilford North, Tulip Siddiq in Hampstead and Kilburn, Rupa Huq in Ealing all took their wafer thin majorities and turned them into thick red wedges. Indeed, Labour increased its vote share in every seat in London barring Twickenham and Richmond Park. Much credit has to go to the party's army of volunteers and door-knockers who yet again were out in force throughout the campaign; Labour's ground game remains unrivalled in London. Many of Labour's borough leaders and councillors will be feeling emboldened by the results ahead of the 2018 local elections. The leadership in Hammersmith and Fulham, Ealing, Hounslow, Enfield, Croydon and Redbridge will certainly sleep a lot better tonight in the knowledge that the Labour vote share in all these places is significantly increased and their future looks a little

more secure. Meanwhile councillors and candidates in Labour targets Wandsworth and Barnet will be hugely energised. The flip side of this success may well be a revitalised Momentum contingent in some parts of London which could lead to the deselection of some Labour councillors viewed as too centrist in advance of the May local elections. Before the election there was a concern that if Labour's performance in London was markedly better than the rest of the UK, it would lead to a significant geographic imbalance with a good proportion of the party's MPs based in the capital. Even with Labour gaining 29 seats nationally, almost 20% of its seats are in London. All of its most visible spokespeople – Corbyn, McDonnell, Gardiner, Abbott, Thornberry – are Londoners. Will Corbyn address this with the party doing better than expected in Scotland, Wales and towns and cities across the country?

**3** With a return of three seats the Lib Dems have just about met their lower end expectations in

London. However, the return of big beasts Vince Cable (Twickenham) and Ed Davey (Kingston & Surbiton) – undoubtedly boosted by their own personal profiles – and holding on to Carshalton and Wallington has been tempered by the failure to regain Bermondsey & Southwark from Labour and losing Richmond Park to the Tories. The Lib Dems remain confined to one small corner of London (the south west) and the heady days of seats in Southwark and Haringey during the late 1990s and early noughties now seem unimaginable. Beyond what has become their leafy heartland, their impact in terms of vote share was unremarkable; they polled 31% of the vote in Hampstead and Kilburn in 2010 and just 7% this time around. The aim will now be to consolidate support in the boroughs of Kingston and Richmond with the aim of perhaps winning one or both local authorities from the Tories in May 2018. But across London these results will be very depressing reading for the Party and certainly doesn't point to many other local gains next year.

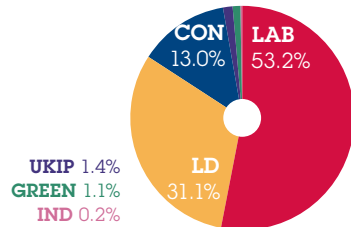
# NOTABLE CONSTITUENCY RESULTS IN LONDON



## BATTERSEA

**LAB GAIN FROM CON | ELECTED MP: MARSHA DE CORDOVA | MAJ: 2,416**

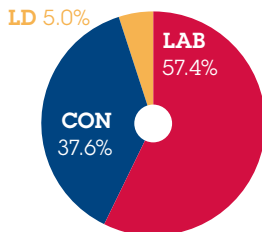
Jane Ellison has been surprisingly ousted by relative unknown Marsha De Cordova in a notable Labour gain in inner London. The swing from Conservative to Labour was a massive 10%. Brexit, or at least an opposition to the current interpretation of it seems to have manifested in voting pattern in this seat and maybe others like it in the capital.



## BERMONDSEY & OLD SOUTHWARK

**LAB HOLD | ELECTED MP: NEIL COYLE | MAJ: 12,972**

Neil Coyle has strengthened his hand in this seat but might be feeling slightly red-faced that Jeremy Corbyn, who he has publicly criticised on numerous occasions, has helped rather than hindered the party's performance. Coyle had a 10.2% increase in vote share today whilst Simon Hughes, though very visible in the constituency over the past eight weeks, failed to attract fresh voters and slipped back by an additional 532 votes.

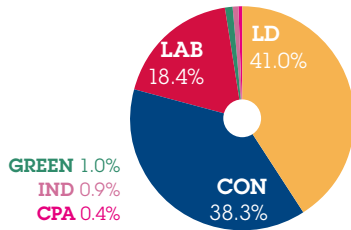


## BRENTFORD & ISLEWORTH

**LAB HOLD | ELECTED MP: RUTH CADBURY | MAJ: 12,182**

One common theme that can be drawn from last night is that marginal Labour seats across the capital have been transformed into Labour fortresses. Ruth Cadbury has converted the small 2005 majority of 465 into a commanding lead of over 12,000 in a turnout of 72.4%.

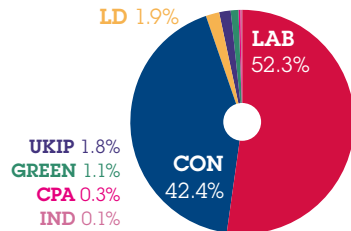




**CARSHALTON & WALLINGTON**

**LIB DEM HOLD | ELECTED MP: TOM BRAKE | MAJ: 1,369**

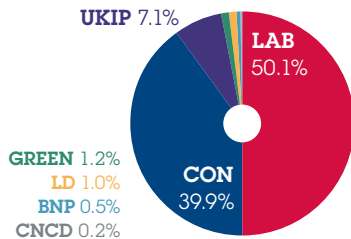
This seat continues to be an oddity as London constituencies go. The Conservatives hoped that the Brexit overlay would strongly help their cause (Sutton was one of three boroughs in London to have a majority leave vote), but both they and the Liberal Democrats increased their vote share by a similar margin to effectively cancel one another out.



**CROYDON CENTRAL**

**LAB GAIN FROM CON | ELECTED MP: SARAH JONES | MAJ: 5,652**

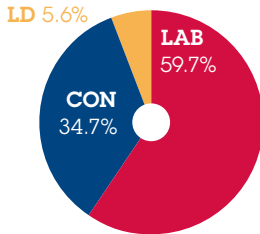
Garvin Barwell was one of the high profile Tory casualties at this election. The former Housing Minister and Minister for London lost in a case of second time lucky for Labour's Sarah Jones, who recorded a majority of 5,000 in what has traditionally been an ultra-marginal seat. Turnout was 71.3%, higher than the national average and could well be one of several constituencies where the youth vote has propelled Labour to victory.



**DAGENHAM & RAINHAM**

**LAB HOLD | ELECTED MP: JON CRUDDAS | MAJ: 4,652**

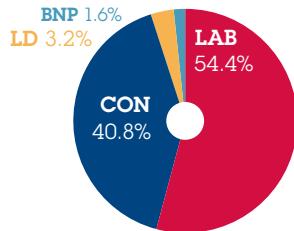
The theme of UKIP desertion in outer London continued here and if it weren't for an underlying surge in the youth vote we may well have seen this seat turn blue, but Corbyn's strong grassroots campaign, plus the unexpected flight of Kipper votes to Labour, has likely aided Jon Cruddas' increased vote share of 5,128 from 2015.



### EALING CENTRAL & ACTON

**LAB HOLD | ELECTED MP: RUPA HUQ | MAJ: 13,807**

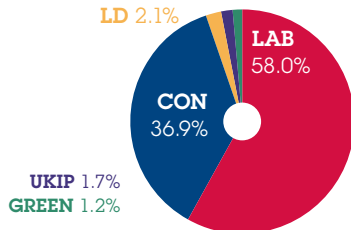
Rupa Huq has experienced similar fortunes to her west London colleague Ruth Cadbury in shoring up an uncertain majority of 0.5% to a commanding one of 25%. Huq has increased her vote share by 16.5% from 2015 whereas Conservative candidate Joy Morrissey's vote share slipped back by 7.9%.



### ELTHAM

**LAB HOLD | ELECTED MP: CLIVE EFFORD | MAJ: 6,296**

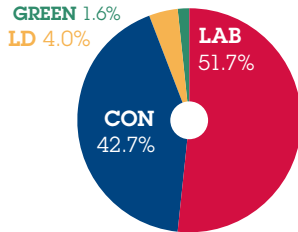
This working class, blue collar seat comfortably returned Labour's Clive Efford for a sixth straight election. Despite the overlay of Brexit, Efford increased his vote share by 11.8%, putting clear air between him and Conservative candidate Matt Hartley who had been expected to run him much closer.



### ENFIELD NORTH

**LAB HOLD | ELECTED MP: JOAN RYAN | MAJ: 10,247**

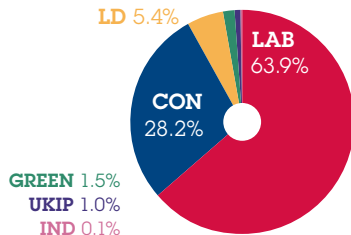
Joan Ryan has settled her fourth successive election battle with Nick de Bois in convincing fashion, increasing her vote share by 14.3% on 2015 with 28,177 votes. The Liberal Democrats, UKIP and the Greens polled poorly leaving this as two horse race between Labour and the Tories.



### ENFIELD SOUTHGATE

**LAB GAIN FROM CON | ELECTED MP: BAMBOS CHARALAMBOUS | MAJ: 4,355**

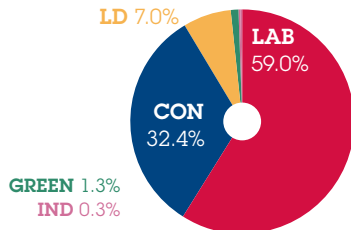
In one of a three Labour gains in the capital, it was also third time lucky for local Enfield councillor Bambos Charalambous who finally scored victory over incumbent MP David Burrowes with a 12.7% swing in his favour. Turnout in this constituency, which was made famous by former Conservative minister Michael Portillo's shock defeat in 1997, was 74.3%, considerably higher than the national average of 68.7%.



### HAMMERSMITH

**LAB HOLD | ELECTED MP: ANDY SLAUGHTER | MAJ: 18,651**

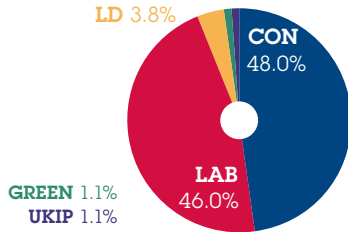
Labour's Andy Slaughter answered all of his party's pessimists who just six weeks ago predicted that the Hammersmith seat was in the crosshairs of a Conservative gain. Slaughter actually increased his majority significantly to over 18,000 on a very high turnout, almost all to the detriment of Tory candidate Charlie Dewhurst.



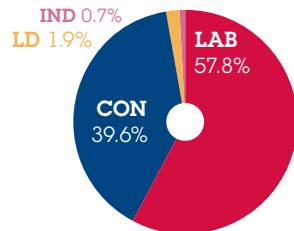
### HAMPSTEAD & KILBURN

**LAB HOLD | ELECTED MP: TULIP SIDDIQ | MAJ: 15,560**

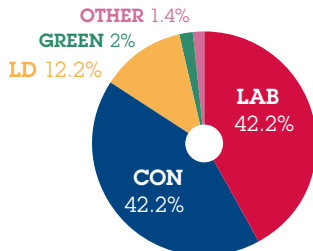
Seen as a three way marginal in 2010 and 2015 this is now a safe Labour seat for Tulip Siddiq. The Lib Dem message on Brexit clearly failed to resonate in a strongly Remain area while local Tory councillor Claire-Louise Leyland saw her vote drop by over 10%.

**HENDON****CON HOLD | ELECTED MP: MATTHEW OFFORD | MAJ: 1,072**

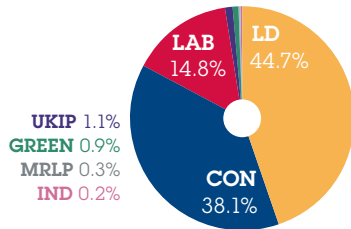
In spite of impressive returns across the capital, Labour fell short in this marginal Tory seat though candidate Mike Katz did take a chunk out of Matthew Offord's majority. The Jewish vote presumably weighed heavy here (as in Finchley & Golders Green) and nullified the prevailing strong Labour swing witnessed elsewhere in London.

**ILFORD NORTH****LAB HOLD | ELECTED MP: WES STREETING | MAJ: 9,639**

An emphatic win for Labour incumbent Wes Streeting against the predictions of many pundits who thought the leave vote and lack of UKIP candidate would see the Tories home. Streeting returned an impressively increased majority. This seems to be a seat where the strong Labour ground machine has helped deliver for Labour.

**KENSINGTON****LAB GAIN FROM CON | ELECTED MP: EMMA DENT COAD | MAJ: 20**

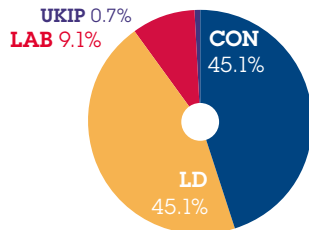
One of the biggest shocks in the London results and the last seat in the UK to declare on Friday evening. The various incarnations of this seat have always been strongly Conservative and represented by an assortment of Tory grandees including Alan Clark, Michael Portillo and Sir Malcolm Rifkind. Labour councillor Emma Dent-Coad surely wasn't expecting to win this but after three recounts she defeated Victoria Borwick who clearly paid the price of being a prominent leave supporter in a strongly remain constituency.



### KINGSTON & SURBITON

**LIB DEM GAIN FROM CON | ELECTED MP: ED DAVEY | MAJ: 4,124**

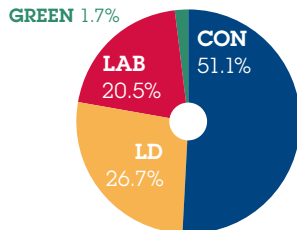
This was arguably the best result for the Lib Dems in London in what was a 'par' performance overall in the capital. Former coalition energy minister Ed Davey returns to the fray turning a 2k Tory majority in 2015 into a 4k Lib Dem lead and he is probably now a contender for the Lib Dem leadership (if Farron stands down) alongside constituency neighbour Vince Cable.



### RICHMOND PARK

**CON GAIN FROM LIB DEM | ELECTED MP: ZAC GOLDSMITH | MAJ: 45**

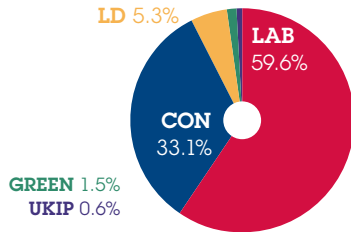
Few seats across the UK have witnessed more high drama than Richmond Park. Following no less than four recounts, returning candidate Zac Goldsmith clinched the smallest of majorities over the Liberal Democrats' Sarah Olney, who had been MP for just seven months after her November 2016 by-election win. Goldsmith and Olney's total vote share was over 90% indicating how much of a two horse race this was.



### SUTTON & CHEAM

**CON HOLD | ELECTED MP: PAUL SCULLY | MAJ: 12,698**

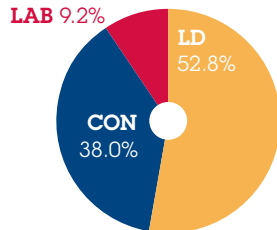
This seat was strongly Liberal Democrat between 1997 and 2015 but doesn't look to be returning to the party any time soon. Conservative incumbent Paul Scully increased his vote share by a significant 9.6% no doubt helped by the strong Leave vote in last year's EU referendum.



### TOOTING

**LAB HOLD | ELECTED MP: ROSENA ALLIN-KHAN | MAJ: 15,458**

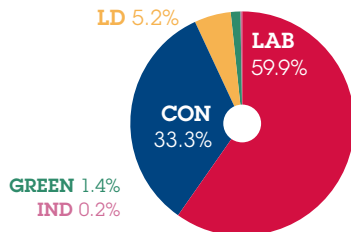
Dr Rosena Allin-Khan snuffed out any uncertainty about her position that stemmed from her slender 2016 by-election victory in Sadiq Khan's old seat on a 42.5% turnout. She recorded 59.6% of the vote share, a 12.4% increase from 2016 and over 26.5% more than Conservative candidate rival Dan Watkins.



### TWICKENHAM

**LIB DEM GAIN FROM CON | ELECTED MP: VINCE CABLE | MAJ: 9,762**

Liberal Democrat grandee Sir Vince Cable has returned to Twickenham in resounding fashion, receiving a huge personal mandate of over 35k votes. His role in the Con-Lib Dem coalition appears to have been forgiven/forgotten by the electorate and he's now likely to take up a senior role within the party's still small parliamentary contingent. Expect frequent media commentary from Sir Vince over Brexit in the next few months.



### WESTMINSTER NORTH

**LAB HOLD | ELECTED MP: KAREN BUCK | MAJ: 11,512**

This result followed the trends in Ealing Central & Acton and Hampstead & Kilburn with a marked increase in the Labour majority. Karen Buck, a former housing minister who has held the various guises of this seat since 1997, is a popular figure locally and like many other Labour candidates in the capital mobilised a very visible campaigning team over the past eight weeks.

# A-Z OF LONDON SEATS

---

**BARKING LAB HOLD** | MAJ: 21,608

---

**BATTERSEA**

**LAB GAIN FROM CON** | MAJ: 2,416

---

**BECKENHAM CON HOLD** | MAJ: 15,087

---

**BERMONDSEY & OLD SOUTHWARK**

**LAB HOLD** | MAJ: 12,972

---

**BETHNAL GREEN & BOW**

**LAB HOLD** | MAJ: 35,393

---

**BEXLEYHEATH & CRAYFORD**

**CON HOLD** | MAJ: 9,073

---

**BRENT CENTRAL**

**LAB HOLD** | MAJ: 27,997

---

**BRENT NORTH LAB HOLD** | MAJ: 17,061

---

**BRENTFORD & ISLEWORTH**

**LAB HOLD** | MAJ: 12,182

---

---

**BROMLEY & CHISLEHURST**

**CON HOLD** | MAJ: 9,590

---

**CAMBERWELL & PECKHAM**

**LAB HOLD** | MAJ: 37,316

---

**CARSHALTON & WALLINGTON**

**LIB DEM HOLD** | MAJ: 1,369

---

**CHELSEA AND FULHAM**

**CON HOLD** | MAJ: 8,188

---

**CHINGFORD & WOODFORD GREEN**

**CON HOLD** | MAJ: 2,438

---

**CHIPPING BARNET**

**CON HOLD** | MAJ: 353

---

**CITIES OF LONDON & WESTMINSTER**

**CON HOLD** | MAJ: 3,148

---

**CROYDON CENTRAL**

**LAB GAIN FROM CON** | MAJ: 5,652

---

---

**CROYDON NORTH**

**LAB HOLD** | MAJ: 32,365

---

**CROYDON SOUTH**

**CON HOLD** | MAJ: 11,406

---

**DAGENHAM & RAINHAM**

**LAB HOLD** | MAJ: 4,652

---

**DULWICH & WEST NORWOOD**

**LAB HOLD** | MAJ: 28,156

---

**EALING CENTRAL & ACTON**

**LAB HOLD** | MAJ: 13,807

---

**EALING NORTH LAB HOLD** | MAJ: 19,693

---

**EALING SOUTHALL**

**LAB HOLD** | MAJ: 22,090

---

**EAST HAM LAB HOLD** | MAJ: 39,883

---

**EDMONTON LAB HOLD** | MAJ: 21,115

---



---

**ELTHAM** **LAB HOLD** | MAJ: 6,296

---

---

**ENFIELD NORTH**

**LAB HOLD** | MAJ: 10,247

---

---

**ENFIELD SOUTHGATE**

**LAB GAIN FROM CON** | MAJ: 4,355

---

---

**ERITH AND THAMESMEAD**

**LAB HOLD** | MAJ: 10,014

---

---

**FELTHAM & HESTON**

**LAB HOLD** | MAJ: 15,603

---

---

**FINCHLEY & GOLDERS GREEN**

**CON HOLD** | MAJ: 1,657

---

---

**GREENWICH & WOOLWICH**

**LAB HOLD** | MAJ: 20,714

---

---

**HACKNEY NORTH & STOKE**

**NEWINGTON** **LAB HOLD** | MAJ: 35,139

---

---

**HACKNEY SOUTH & SHOREDITCH**

**LAB HOLD** | MAJ: 37,931

---

---

**HAMMERSMITH**

**LAB HOLD** | MAJ: 18,651

---

---

**HAMPSTEAD & KILBURN**

**LAB HOLD** | MAJ: 15,560

---

---

**HARROW EAST**

**CON HOLD** | MAJ: 1,757

---

---

**HARROW WEST**

**LAB HOLD** | MAJ: 13,314

---

---

**HAYES & HARLINGTON**

**LAB HOLD** | MAJ: 18,115

---

---

**HENDON**

**CON HOLD** | MAJ: 1,072

---

---

**HOLBORN & ST PANCRAS**

**LAB HOLD** | MAJ: 30,509

---

---

**HORNCHURCH & UPMINSTER**

**CON HOLD** | MAJ: 17,723

---

---

**HORNSEY & WOOD GREEN**

**LAB HOLD** | MAJ: 15,700

---

---

**ILFORD NORTH**

**LAB HOLD** | MAJ: 9,639

---

---

**ILFORD SOUTH** **LAB HOLD** | MAJ: 31,647

---

---

**ISLINGTON NORTH**

**LAB HOLD** | MAJ: 33,215

---

---

**ISLINGTON SOUTH & FINSBURY**

**LAB HOLD** | MAJ: 20,263

---

---

**KENSINGTON**

**LAB GAIN FROM CON** | MAJ: 20

---

---

**KINGSTON & SURBITON**

**LIB DEM GAIN FROM CON** | MAJ: 4,124

---

---

**LEWISHAM DEPTFORD****LAB HOLD** | MAJ: 34,899

---

---

**LEWISHAM EAST****LAB HOLD** | MAJ: 21,213

---

---

**LEWISHAM WEST & PENGE****LAB HOLD** | MAJ: 23,162

---

---

**LEYTON & WANSTEAD****LAB HOLD** | MAJ: 22,607

---

---

**MITCHAM & MORDEN****LAB HOLD** | MAJ: 21,375

---

---

**OLD BEXLEY & SIDCUP****CON HOLD** | MAJ: 15,466

---

---

**ORPINGTON CON HOLD** | MAJ: 19,453

---

---

**POPLAR AND LIMEHOUSE****LAB HOLD** | MAJ: 27,712

---

---

**PUTNEY CON HOLD** | MAJ: 1,554

---

---

**RICHMOND PARK****CON GAIN FROM LIB DEM** | MAJ: 45

---

---

**ROMFORD CON HOLD** | MAJ: 13,778

---

---

**RUISLIP, NORTHWOOD & PINNER****CON HOLD** | MAJ: 13,980

---

---

**STREATHAM LAB HOLD** | MAJ: 26,285

---

---

**SUTTON & CHEAM****CON HOLD** | MAJ: 12,698

---

---

**TOOTING LAB HOLD** | MAJ: 15,458

---

---

**TOTTENHAM LAB HOLD** | MAJ: 34,584

---

---

**TWICKENHAM****LIB DEM GAIN FROM CON** | MAJ: 9,762

---

---

**UXBRIDGE & RUISLIP SOUTH****CON HOLD** | MAJ: 5,034

---

---

**VAUXHALL LAB HOLD** | MAJ: 20,250

---

---

**WALTHAMSTOW****LAB HOLD** | MAJ: 32,017

---

---

**WEST HAM LAB HOLD** | MAJ: 36,754

---

---

**WESTMINSTER NORTH****LAB HOLD** | MAJ: 11,512

---

---

**WIMBLEDON CON HOLD** | MAJ: 5,622

---

London Communications Agency  
8th Floor, Berkshire House, 168-173 High Holborn, London WC1V 7AA  
020 7612 8480 [londoncommunications.co.uk](http://londoncommunications.co.uk)  
[ica@londoncommunications.co.uk](mailto:ica@londoncommunications.co.uk) @ldncomms

#### **LCA EDITOR**

Chris Madel  
Jenna Goldberg

#### **LCA CONTRIBUTORS**

Charlie Gilmartin

#### **LCA DESIGNER**

Indy Nannua

LDN is put together by a dedicated team at London Communications Agency. The content for each edition is developed from news drawn from the last four weeks from every London local paper as well as the regional and national press, from intelligence gathered by monitoring local, regional and national government activity and from the insight and expert knowledge of the entire LCA team.

If you would like to know more about anything covered in this or any other edition of LDN or if you would like to know more about LCA please contact Jenna Goldberg on 020 7612 8480 or [jeg@londoncommunications.co.uk](mailto:jeg@londoncommunications.co.uk).

We strive for balance and accuracy at all times; however, if you feel we have made a mistake, omission or have misrepresented a story or issue please alert the team by contacting Jenna using the details above.